

INTRODUCING THE ZTV WORK MACHINE



abiFORCE®

POWERFUL AGILITY, PRECISE VERSATILITY



INNOVATION NOT IMITATION | HOLDS 8 U.S. PATENTS



A TRANSFORMATION FOR A NEW ERA OF WORK

The ABI Force is a patented stand-on zero-turn work machine with available attachments that empowers operators to get outdoor work done, with never before experienced versatility, agility, and precision. The ABI Force introduces a new ZTV “zero-turn vehicle” to the jobsite. The innovation that makes the ZTV possible is ABI’s patented Responsive Variable Force “RVF” technology. This technology enables small footprint ZTV machines to mechanize work traditionally done by hand, and to complete the work of much larger machines on big jobs with more speed, accuracy, agility, and fuel efficiency. The Z-23S and Z-23SL models can be configured for a multitude of operational needs, including infield grooming, infield renovation, turfgrass care, lawn seeding, sod prep, gravel maintenance, equestrian footing maintenance, and flatwork site prep for asphalt & concrete. The Z-23SL model additionally offers laser grading equipment that is accurate to plus/minus an eighth of an inch for precise laser finish grading!

INFIELD GROOMING & RENOVATION

The ABI Force is purpose-built for ballfields and empowers operators to groom, prepare, and renovate, creating the safest and most playable surfaces possible. With available mid and rear-mounted attachments engineered specifically for ballfields, the ABI Force is quite simply the best infield maintenance and renovation machine on the market.



ABI FORCE Z-23S

Shown with Vibraflex and Fine Finish Broom Attachments.

TURFGRASS CARE

The ABI Force packs a powerful and productive punch in turfgrass care, with the ability to core or slit aerate over 100,000 square feet per hour! It can also spread granular material for fertilizing and overseeding! With available mid and front-mount attachments, the ABI Force is a top performer on and off the playing field.

TRUSTED BY THE GREATS!

The ABI Force is trusted by major league field managers of iconic facilities in New York, Toronto, San Francisco, and Philadelphia. Additionally, the ABI Force is trusted by iconic fields in Williamsport, Oklahoma City, and dozens of collegiate and minor league fields around the country. Most notable, however, are the thousands of recreational-level fields that use the ABI Force!



ABI FORCE Z-23SL

Shown with Complete Laser System & Tweel wheels. Mini-Box, Tooth Bar, and Rigid Drag Mat Attachments.

SOIL PREP & SEEDING

The ABI Force is a lawn and turfgrass installation powerhouse! Its design properly finish grades the soil for seed application or sod installation. It also evenly broadcasts and presses grass seed into the ground for optimal seed-to-soil contact. With available front, mid, and rear-mount attachments, the ABI Force helps create beautiful lawns and signature playing fields.

LASER GRADING

The ABI Force is the world’s first and only stand-on zero-turn laser grading machine, with accuracy plus/minus an eighth of an inch! (.125 inch, 3.175mm) This patented, fully automatic laser grading system delivers unprecedented affordability and finish-grade accuracy to the sports turf and flatwork industries. With available mid-mount attachments and laser equipment, the ABI Force model Z-23SL is the most accurate agile laser grader in the world!

FINGERTIP COMMAND

The ABI Force design and capabilities are centered around Fingertip Hydraulic Controls. The operator can engage and adjust the underbelly mid and rear hydraulically controlled attachments with precision and ease.

SPEED-LOCK

Speed-lock prevents less experienced users from operating the ABI Force faster than a facility or job site manager establishes. This feature provides improved safety, more consistent results, and ease of use for all operators.

DEPTH-LOCK

Depth-lock prevents mid-mount attachments from engaging the soil any deeper than a facility or job site manager intends. This feature ensures consistency of ground-engagement and repeatable results from day-to-day or operator-to-operator. It also helps to ensure project specs are maintained and damage to underground irrigation, utility lines, or other substrate materials are minimized.

RESPONSIVE VARIABLE FORCE TECHNOLOGY

The heart of the ABI Force's innovation is its patented Responsive Variable Force Technology. ABI's RVF Technology enables small footprint zero-turn machines to do the work of much larger and heavier machines, with a fraction of the otherwise required tractive effort. Located at the mid underbelly of the ABI Force, the patented RVF Technology hydraulically controls mid-mounted ground-engaging attachments with lift, variable down pressure, and pitch adjustments.

QUICK-SWAP ATTACHMENTS SYSTEM

The ABI Force offers many optional attachments for adapting to a wide range of operational requirements. Attachments are available in front-mount, mid-mount, and rear-mount varieties. Mid-mount attachments feature hydraulic lift, variable hydraulic down pressure, and hydraulic pitch controls. Rear-mount attachments feature hydraulic lift control, and when engaged with the ground, fully articulate to precisely follow in the path of the machine. Operators can mix and match with countless combinations of attachments and adjustments custom to operational needs.

abiFORCE®

STAND-ON ZERO-TURN PLATFORM

We stand up when we witness greatness, and we stand when we do our best work. In designing the ABI Force, we confirmed standing empowers our users to get their best work done, like never before. Not only does standing reduce strain on the lower back, but it also enables the best visibility over our work and the ability to "lean-in," just like we do when we work with our hands. The zero-turn engineering enables powerful agility and maneuverability, making the ABI Force an extension of the human body, bringing a new level of precision control to our work and ensuring higher levels of results are possible.

100% COMMERCIAL-GRADE

Designed top-to-bottom for commercial use and reliability, the ABI Force features a drivetrain with a powerful and fuel-efficient 23 HP (747cc) Kohler Command PRO EFI engine with 2-stage cyclonic canister air filter and an independent-component hydrostatic drive system. The ABI Force is built strong with a tubular frame and a 36-month limited commercial warranty.

24" REAR AIR TIRES OR TWEELS

The ABI Force comes standard with 24" commercial-grade rear air tires. The 24" Michelin Tweels are additionally available and provide significantly more traction, never-flat capability, and operator comfort.

► WATCH VIDEO & FIND DEALER: www.THEABIFORCE.com

DYNAMIC COMMAND IN HAND

The ABI Force is an immersive experience where the machine becomes an extension of the human body. The stand-on zero-turn platform, combined with fingertip control over hydraulically operated attachments, delivers freedom of movement, eye-opening visibility, and dynamic command over the work performed. When running an ABI Force, the operator experiences a vivid connection with the work at hand; it's the difference between the thrill of riding a motorcycle vs. the disconnect of driving a passenger van from the back seat. The ABI Force is a new category of work machine, offering a new level of versatility, agility, and precision, for a new era of work.

REAR LIFT CONTROL & ARTICULATION

Three main components comprise the rear-mount attachment system. These components include a powerful hydraulic cylinder and sequence valve, an adjustable lifting bar, and an articulating tool carrier. The system design is for rear finishing attachments that float and freely articulate without machine down-pressure, enabling a pristine seamless and trackless finish behind the machine even when turning sharp. Additionally, most rear attachments include an adjustable pitch for nuanced finishing conditions. Each attachment lifts from the front, enabling the operator to seamlessly drop material with no pile left behind upon lifting the attachment.



RESPONSIVE VARIABLE FORCE TECHNOLOGY

ABI's patented Responsive Variable Force technology features an underbelly mid-mount attachments carrier, which is hydraulically adjustable to provide a variable downward force on ground-engaging attachments via an adjustable suspension system that is further passively responsive to ground resistance. RVF technology enables the ABI Force to do the work of a much larger machine, but with more speed, accuracy, agility, and fuel efficiency.

LIFT, GRADE, & DEPTH CONTROL

Three interconnected elements comprise the mid-mount underbelly attachments system with powerful hydraulic cylinders and valves, a suspension system, and an attachments carrier. These elements combine to produce lift and variable hydraulic down-pressure to ground-engaging components, which sets the attachment grading position and working depth. Additionally, the z23sl model features automated grading when equipped with available laser technology.

PITCH CONTROL

When utilizing a mid-mount attachment, pitch control allows the operator to fine-tune the angle of ground-engagement to suit operational needs. Additionally, with two mid-mounted attachments installed, pitch control enables the operator to adjust the ground-engagement relationship between the attachments.

MANUFACTURED
IN THE USA!



▶ WATCH VIDEO & FIND DEALER: www.THEABIFORCE.com

OPTIONAL EQUIPMENT SHOWN

LASER RECEIVER

LASER TRANSMITTER

LASER CONTROL PANEL

SIGHT GAUGE



TOOTH BAR

MINI-BOX

TWEEL® HI-TRACTION TIRES

RIGID DRAG MAT

ARTICULATING HYDRAULIC REAR LIFT

OPTIONAL EQUIPMENT SHOWN

MANUFACTURED
IN THE USA!



THE WORLD'S MOST ACCURATE AGILE LASER GRADING MACHINE!

The ABI Force z23sl, with available laser electronic equipment, is the world's first and only stand-on zero-turn laser grading machine, with accuracy plus/minus an eighth of an inch (.125 inch, 3.175mm)! This fully automated laser grading system delivers unprecedented affordability and finish-grading accuracy to the sports turf and flatwork industries. The ABI Force has a dramatically smaller and lighter footprint than other laser grading machines, enabling laser finish-grading in tight areas and on materials where over compaction of the soil is unacceptable. Unlike mini motor graders, skid loaders, compact track loaders, and tractors, the ABI Force leaves no tracks or ruts, even at near zero-turn, further enhancing laser grading efficiency and accuracy. Use larger equipment for earthmoving and material hauling, use the ABI Force for the most precise laser finish-grading in the industry.

FEATURES & OPTIONS

INTERNAL HYDRAULIC SYSTEM

The z23sl model arrives standard with the required factory-installed proportional valve and upgraded hydraulic systems, which connects to the separately purchased laser electronics. An important note: Model z23s is not upgradable to the hydraulics system of the z23sl; however, the z23sl can be run manually without the need to purchase the laser electronics system until a later date.

MACHINE-SIDE LASER ELECTRONICS

The available machine-side laser electronics package transforms the z23sl into an automated laser grading machine. This package includes a laser receiver, receiver pole, control panel, control panel mount, and wiring harness. This system is perfectly matched and preprogrammed for plug-and-play operation. With the model z23sl and the machine-side laser electronics package, the ABI Force is now ready to be paired with almost any flat, single, or dual-slope laser transmitter.

TRANSMITTERS, TRIPODS, & ACCESSORIES

ABI offers a range of available transmitters, tripods, grade rods, and other laser accessories to suit requirements.

► WATCH VIDEO & FIND DEALER: www.THEABIFORCE.com

SINGLE-PURPOSE PRECISION MEETS MULTITASK MASTER



INFIELD GROOMING



INFIELD LASER GRADING



LAWN SEED & SOD PREP



SEEDING



GRAVEL MAINTENANCE



FLATWORK LASER GRADING



PLUG OR SLIT AERATING



OVERSEEDING



HORSE ARENA GRADING



TEE BOX LASER GRADING




FERTILIZING



EDGING

MID-MOUNT - RESPONSIVE VARIABLE FORCE ATTACHMENTS




MINI-BOX BLADE
60" WIDE, 80 LBS

ABI's Mini Box Blade attachment provides earth-moving muscle to quickly and effectively carry material, grade, and level with precision! The mini box blade mounts at the underbelly midpoint of the machine enabling mini motor grader type leveling consistency. With the available laser system and the mini box blade attachment, the ABI Force transforms into the world's most accurate agile laser grading machine. ABI's Mini box blades are available with either a straight edge or a serrated edge.



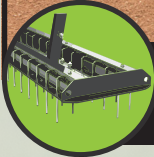
MULTI-PURPOSE RAKE
60" WIDE, 1/2" THICK STEEL, LASER CUT

The Multi-Purpose Rake is standard on every z23s and z23sl model. This rake can engage the ground in a variety of angles when traveling forward and can be pitched vertically to back blade material. The rake may be used in combination with an additional loosening attachment to create an ideal seedbed and to finish grade gravel and heavy dirt work projects. It also pulverizes dirt clods and pulls loose vegetation and debris into piles. The rake further serves as the mounting dock for the mini box blade.



VIBRAFLEX 3800
60" WIDE | 3/4" SPACING | 1/4" OR 3/8" PINS

The Vibraflex Infield Drag, model 3800, is an innovative attachment that prepares recreational level baseball and softball infields with four rows of evenly staggered U-pins that groom any infield material. Unlike conventional nail boards, VibraFlex pins are easy to replace, and ABI's RVF technology positively controls ground-engagement depth regardless of material moisture or compaction.



VIBRAFLEX 5800
60" WIDE | 1/2" SPACING | 1/8" OR 1/4" PINS

The Vibraflex Infield Drag, model 5800, is an innovative attachment that prepares competition and professional level baseball and softball infields with four rows of evenly staggered U-pins that shatter surface tension to prepare any engineered soil and surface conditioner. Unlike conventional nail boards, VibraFlex pins are easy to replace, and ABI's RVF technology positively controls ground-engagement depth regardless of material moisture or compaction.




ROLLER W/WEIGHTS
58" WIDE, APPROX. 1/2 TON PRESSURE

The underbelly mounted roller has a 58" working width & an 8" roller diameter. This roller is used to compact turf and soil surfaces, with an approximate 1/2 ton of variable pressure, when weights are applied to the front of the machine. This kit includes 3 Individual 50 lb. weights with handles and a carrying tray. Weights cannot be mounted simultaneously with the optional front-mounted broadcast spreader. The roller easily lifts for transport.



CULTIPACKER (MID-MOUNT)
58" WIDE, 300 LBS, 9.5" DIAMETER

The mid-mount underbelly Cultipacker attachment has a 58" working width and a 9.5" packer wheel diameter. It's used before and after broadcast seeding to create optimal seed-to-soil contact for increased seed germination. This attachment features twenty-six packer wheels, a solid 1 3/4 inch steel shaft, and 1 3/4 inch agricultural-grade bearings. The cultipacker can be hydraulically raised for transport, and variable down pressure can be applied to suit requirements.



MINI SCARIFIER "TOOTH BAR"
62" WIDE, 12 OR 24 TINES

The Mini Scarifier "Tooth Bar" works in tandem with the separately sold mini box blade to loosen the material and feed it into the mini box blade during the precision grading process. Provided are 24 mini scarifiers that may be installed all at the same time or in every other hole to accommodate requirements.



STEALTH BLADES
49" WIDE, 7 SHANKS

Stealth Blades provide subsurface compaction relief without creating ridges in the soil. They are commonly used during the manual or laser grading process to loosen the soil ahead of the mini box blade. The Stealth Blades are designed with a flat bottom profile and offer less resistance to cut through rooted vegetation with ease. Also, great for removing weeds and vegetation from an infield skin.

MID-MOUNT - RESPONSIVE VARIABLE FORCE ATTACHMENTS

ADDITIONAL ATTACHMENTS



PROFILE BLADE
60" WIDE, 2 SECTIONS

ABI's patented Profile Blade attachment yields unparalleled de-compaction results by slicing through the soil at a consistent depth, leaving no ridges behind. Similar in concept to a sod-cutting blade, profile blades work from 1/2" - 3" below the surface to loosen soil and cut weeds and grass at the root level. These blades are ideal for specialty applications such as ballfields, warning tracks, and equestrian arenas.



SCARIFIERS
47" WIDE, 7 SHANKS

Scarifiers make easy work of extreme hardpan dirt and gravel work. These aggressive ground working implements are ideal for breaking into extremely hardpan ground on gravel parking lots, vehicle compacted soil, infield surfaces in need of renovation, and to loosen soil in preparation for seeding or sod. Adjustable from 0 - 6" with bolt-on tips for easy and economical replacement once worn.



PLUG AERATOR W/WEIGHTS
48" WIDE, 545 LBS, 72 TINES

The 48" plug aerator, mounted to the hydraulic lift system, enables over 115,000 sq.ft. per hour of aerating production. With hydraulic down-pressure and 300 lbs. of weights included, this machine outperforms dedicated aerators while achieving plug depths up to 3 1/2" in a 4" x 8" pattern with 3/4" round plugs. Additionally, the aerator head floats, allowing the operator to follow landscape curves or ballfield infields without disengaging from the ground. Zero-turns are quick with a sub-three-second hydraulic lift or lower. Requires a 15- minute tool-less swap-out of the RVF mid-mount system for installation. 12 Wheels w/6 Tines Each



SLIT AERATOR W/WEIGHTS
48" WIDE, 600 LBS, 308 SPIKES

The 48" Slit Aerator, mounted to the hydraulic lift system, enables over 115,000 sq.ft. per hour of aerating production. Slit aerators are ideal for use when overseeding turf and for frequent in-season aeration of sports fields, as no plugs are left behind. With hydraulic down-pressure and 300 lbs. of weights included, this machine outperforms dedicated aerators while achieving slit depths up to 2". Additionally, the aerator head floats, allowing loose turns without disengaging from the ground. Zero-turns are quick with a sub-three-second hydraulic lift or lower. Requires 15-minute tool-less swap-out. 22 Wheels w/14 Spikes Each



PRO EDGER SYSTEM
18" DISC, SUBSURFACE BLADE

Renovate the baseball or softball infield lip with this patented edger system. The edger mounts to the hydraulic RVF mid-mount system for complete fingertip control. The 18" disk cuts a vertical slit to create a turf edge while the sub-surface "clean up" blade cuts the roots horizontally for easy removal. A sight gauge on the front of the ABI Force assists in cutting clean lines, and it features a radius offset to cut a clean outfield ark with ease.



SEED & FERT SPREADER
120 LBS. CAPACITY, 4-16' SPREAD, 12V DC

The removable seed and fertilizer spreader precisely broadcasts nearly any type of light granular material such as seed, fertilizer, salt, and some infield surface conditioners. This commercial-grade and independently controlled electric spreader holds up to 120 lbs of material and has an adjustable spread pattern from 4 to 16 feet, adjustable flow, and side deflector for precise results. This spreader is designed to quickly mount when it is needed, and dismount when it is not; this enhances visibility when the spreader is not required.



CULTIPACKER (PULL-BEHIND)
48" WIDE, 272 LBS, 9.5" DIAMETER

The pull-behind Cultipacker attachment is used before and after broadcast seeding to create optimal seed-to-soil contact for increased seed germination. This attachment features twenty-one 9.5 inch packer wheels with a solid 1 3/4 inch steel shaft and 1 3/4 inch agricultural-grade pillow block bearings. The pull-behind Cultipacker also has two pneumatic tires available for easy transport and maneuverability.

REAR-MOUNT - FINISHING ATTACHMENTS



PRO FINISHER
84" WIDE, 68 LBS

The Pro Finisher Drag provides a beautiful seamless finish on "Pro" infield conditioners. This steel lattice evenly floats over the infield surface material to level and redistribute conditioner. Flared sides seamlessly feather edges, leaving no trails even on sharp turns. This finish is as good as it gets in the sports turf market. Mounts to the ABI Force z23s hydraulic articulating system. It also includes an adjustment linkage to set desired results.



FINE FINISH BROOM
84" WIDE, 55 LBS

The Fine Finish Broom creates the perfect finish in both high and low moisture conditions on well-maintained baseball and softball infield surfaces. This broom is 7' wide and offers three rows of replaceable bristles. This broom is custom designed to mount to the ABI Force z23s articulating hydraulic system. It also includes an adjustment linkage to set desired results.



VIBRAFLEX 3500-R
72" WIDE | 1/2" SPACING | 1/8" OR 1/4" PINS

The rear Vibraflex 3500-R is a game-changing attachment that has a range of applications in fine finish grading. First, it creates an ideal finish, including removing tire tracks, on high clay or high moisture baseball and softball infields. It can also be used after a significant rain event to open up and air out an infield to dry faster. Additionally, it will work grass seed deeper into bare soil after broadcast spreading. Fully articulates behind the ABI Force.



XD DRAG MAT
72" WIDE, 75 LBS

The 6' by 3' XD flexible drag mat is made of extremely thick, rust-resistant galvanized steel mesh. The rods are 6-gauge steel with welded ends to protect from fraying. The mat delivers a pristine finish on ballfields but is rugged enough to break down small clay clods, reset an infield surface after light renovation work, or break up aeration cores on turfgrass. This drag mat must be connected and removed by hand as it is not compatible with the rear articulating lift system.



RIGID DRAG MAT
72" WIDE, 68 LBS


The Rigid Drag Mat with leveling bar is an all-purpose attachment to level, smooth, and finish. This drag mat is 6' wide and 1.5' long and is designed to float material from high areas into low areas WITHOUT following small contours of the ground. This drag mat is custom designed to mount to the ABI Force z23s articulating hydraulic lift system. It also includes an adjustment linkage to set desired results.



COCO MAT
72" WIDE, 40 LBS

The 6' x 18" Coco Drag Mat is designed for baseball and softball infields and excels in dry conditions to create a pristine finish on fine particle materials. Coco mats "float" across the infield and produce a professional polish without displacing much topdressing. The Coco Mat also includes an adjustable leveling blade to redistribute topical topdressing as needed.

100% COMMERCIAL-GRADE





KOHLER COMMAND PRO EFI

The ABI Force z23s is equipped with a 23 h.p. Electronic Fuel Injection engine! Electronic Fuel Injection (EFI) is a technology that replaces the carburetor on the engine and utilizes advanced computer controls teamed with a high-pressure fuel delivery system to provide peak power and fuel efficiency. The ABI Force starts like a car with no choke control needed, has approximately 25% greater fuel efficiency, and starts easily in the cold!


BELTLESS HYDROSTATIC DRIVETRAIN

The ABI Force z23s features dual stacked variable displacement pumps directly coupled to the engine. This not only delivers superior performance but also improves reliability and reduces machine downtime. Typically, this type of machinery runs a Hydraulic Drive System geared to a belt and pulley drive shaft. The lifetime of a belt can be unpredictable as belts break, and unfortunately, machines get temporarily stuck. Not anymore! Each ABI Force is plumbed standard with Dual Stacked HydroGear Variable Displacement Pumps and Fixed Displacement Wheel Motors. The benefits are significant compared to typical belt-driven systems. This is a premium independent component design system!



2-STAGE AIR FILTER

Every ABI Force z23s comes standard with a heavy-duty 2-Stage Cyclonic Canister Air Filtration System. The canister air filter is accessible for easy cleaning without removing panels. A 2-stage filtration system ensures that the engine pulls clean air, acting as the engine's shield in dusty conditions.



OPERATOR CONTROLS

The ABI Force is designed to become an extension of the human body with controls right at the operator's fingertips and in plain sight. With dynamic command in hand, the ABI Force ensures operators have complete control over their work. The simple controls enable nearly anyone to get serious work done, without years of experience!

ABI FORCE Z-23 SPECIFICATIONS

POWER	KOHLER® COMMAND PRO 23 HP EFI V-TWIN OHV (17.2KW) 747CC 4-CYCLE AIR COOLED GASOLINE MODEL ECH740
DRIVE	HYDROSTATIC ZERO-TURN HYDROGEAR VARIABLE DISPLACEMENT PUMPS & FIXED DISPLACEMENT WHEEL MOTORS
SPEED	FORWARD 0-10 MPH; REVERSE 0-4 MPH
BRAKING	DYNAMIC BRAKING VIA HYDROSTATIC TRANSMISSION INTEGRATED PARKING BRAKE
AIR FILTER	HEAVY DUTY 2-STAGE CYCLONIC CANISTER AIR FILTRATION SYSTEM
FUEL	6 GALLON / 22.7125 LITER CAPACITY WITH FUEL GAUGE UNLEADED GASOLINE
ELECTRICAL	20 AMP REGULATED ALTERNATOR 350 CCA AT 0 DEGREES - BATTERY
TIRES & WHEELS	FRONT (AIR): 13 X 6.50-6, REAR: 24 X 12.00-12 (AIR OR OPTIONAL TWEEL)
FRAME CONSTRUCTION	RUGGED TUBE STEEL
OPERATOR EXPERIENCE	CUSHIONED KNEE PAD & SPRING CUSHIONED STANDING PLATFORM CUSHIONED ZERO-TURN STEERING LEVERS DASH INDICATOR LIGHTS USB POWER PORT CUP HOLDER MACHINE MOUNT ASSISTANCE BAR
MID-MOUNT SYSTEM	INDEPENDENT HYDRAULIC LIFT & PITCH CONTROLS WITH ADJUSTABLE & LOCKABLE SPRING-LOADED DOWN FORCE WITH RESPONSIVE VARIABLE FORCE (RVF) TECHNOLOGY
REAR-MOUNT SYSTEM	HYDRAULIC LIFT CONTROL WITH ARTICULATION
TOWING CAPACITY	2" RECEIVER - 2,000 LBS. TOWING CAPACITY AT SLOW SPEED ON FLAT AND OPEN GROUND ONLY! NEVER TOW ANYTHING ON AN INCLINE!
ENVIRONMENTAL	EPA & CARB COMPLIANT
BASE UNIT WEIGHT	1,300 LBS.
DIMENSIONS	93" L X 56" W X 57"H 72"-84" WITH OPTIONAL REAR ATTACHMENTS
LIMITED WARRANTY	36 MONTH MACHINE AND ACCESSORIES/3-YEAR UNLIMITED HOUR COMMERCIAL WARRANTY (REFER TO MANUAL)

HOW TO CONFIGURE AN ABI FORCE

1

CHOOSE A BASE MODEL (LASER READY OR NOT)

Decide now if you would like laser grading capability either now or any time in the future. If you do, you'll need to purchase the z23sl model. If not, get the Z23S. You CANNOT upgrade the machine from a Z23S to a Z23SL later. Most customers choose the Z23SL model.

2

CHOOSE LASER ELECTRONICS (IF ANY)

Skip this step if you chose the z23s and do NOT need a laser system. If you selected the z23sl model and a laser system is in your future, decide now if you need to laser grade right away or if you need to wait and add the laser electronics later. The ABI Force only works with ABI's receiver and control box machine-side electronics. Sorry, your existing gear won't work. However, if you already have a transmitter, it likely will work. If you don't have one, no worries, add one to your order.

3

CHOOSE WHEELS

To Tweel or not to Tweel, that is the question. If you plan to laser grade, you will want the Tweels. Tweels add a significant degree of traction, which is needed if you plan to work in loose material. If most of your work will be on firm ground such as grass or infield surfaces, the large 24" air tires will work well. But let's be honest, if you want everyone to "ooh and aah" over your rig, get the Michelin Tweels! Just add a "t" to your model for the Tweels. z23st or z23slt.

4

CHOOSE ATTACHMENTS

Choosing attachments is the fun part, and the good news is that you can buy a few now and come back for more later! So, how much work do you need to get done? How many bids are you going to crush your rivals on? How much money will this machine make you or save you? We get it; our attachments are like potato chips, you can't have just one! Go ahead, pretend it's Christmas, we won't judge.

FEATURED USE CASE

MAINTAIN & GROOM INFIELDS

The ABI Force combines the finesse and precision of an entire crew with a 23-hp-engine powered speed of ABI’s innovative ZTV chassis. With the help of industry leaders, we developed the Vibraflex drag, which finally brings the nail drag out of the dark ages. Our full line of finishing attachments from the Fine-Finish Broom, Coco-Mat, and innovative Pro Finisher, provides a picture-perfect, game-ready polish to infields of every composition.

The result is a machine that gets your fields game-ready faster and with more precision than ever before. The maintenance power of the Force helps groundskeepers, coaches, and managers recover from rain events, keep the tournament on schedule, and ensure players’ safety and infields’ true play.

ONE MACHINE. COUNTLESS COMBINATIONS. CUSTOM TO YOUR NEEDS.

OPTIONAL EQUIPMENT SHOWN



abiFORCE



“The ABI Force helps me get more done with less crew members. We host concerts, events, and tournaments, and have regular rain events here in the Midwest, so it’s imperative to have a machine that can quickly return our infield surface to a professional level of finish that our players deserve.”

- TJ Wohlever, Assistant Groundskeeper
South Bend Cubs

Force Specs
ABI FORCE Z-23S
VIBRAFLEX 5800 DRAG
FINE FINISH BROOM

FEATURED USE CASE

BUILD & RENOVATE BALLFIELDS

The ABI Force Z-23 SL is the world's first zero-turn laser-grading machine. We optimized the Z-23SL's ZTV chassis for ballfields, combining the power of a motor-grader, industry-leading laser precision, the control and maneuverability of the Force's fingertip controls and easy visibility.

Take control of your ballfields with the ABI Force Z-23SL Laser Grading & Grooming Machine. Establish an ideal grade that sheds water and plays true. Re-establish a smooth outfield lip. Skip the hassle and risk of bringing in large machinery for in-season resets.

The ABI Force places the power of laser grading at your fingertips, on a machine that's made to tread lightly and expertly on and around ballfields of every level.

Force Specs

**ABI FORCE Z-23SL
LASER SYSTEM
RIGID DRAG MAT
MINI-BOX W/ TOOTH BAR
TWEELS**

OPTIONAL EQUIPMENT SHOWN

abi**FORCE**

The greatest impact the Force makes on our facility is our ability to laser-grade weekly after each tournament event. We are now able to maintain our surfaces on a weekly basis by managing and replacing our material, preventing low spots in our infield due to heavy play. This provides us with a safer surface that is manageable both in dry and wet conditions. I give the Force my highest recommendation.

-CHUCK WHITE
USA SOFTBALL HALL OF FAME STADIUM



TM

CURRENT RESIDENT OR:

**TO FIND YOUR NEAREST DEALER,
CALL (877) 788-7253 OR VISIT:
www.THEABIFORCE.com**

MADE IN THE USA
ABI IS PROUD TO MANUFACTURE IN THE USA!

